

# 4.20mm(.165")X4.20mm(.165") pitch Power connectors

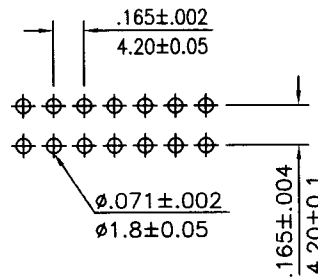
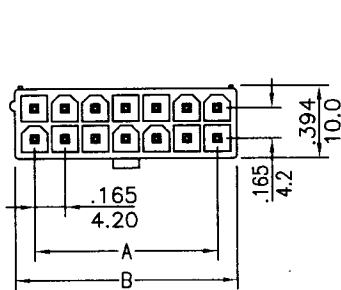
- \* Poles:2-24
- \* Material:Insulator:NYLON66 UL94V-2
- \* Contact:1.14mm(.045") square pin,brass,tin plated
- \* Mates with CH4201 series housing

## Specifications

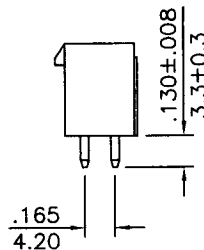
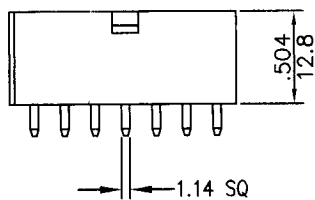
- \* Current rating: 8A AC, DC
- \* Voltage rating: 500V AC, DC
- \* Temperature range: -25°C~+85°C
- \* Insulation resistance: 1,000MΩ min.
- \* Withstand voltage: 1500V AC/minute
- \* Applicable PC board thickness: .063" (1.6mm)

inches  
mm

P/N: CW4201RS-2xXXA2T



P.C. Board Layout



CIRCUITS	PART NO.	DIMENSION in.(mm)	
		A	B
2	CW4201RS-2X1A2T		0.213(5.4)
4	CW4201RS-2X2A2T	0.165(4.20)	0.378(9.6)
6	CW4201RS-2X3A2T	0.331(8.40)	0.543(13.8)
8	CW4201RS-2X4A2T	0.496(12.60)	0.709(18.0)
10	CW4201RS-2X5A2T	0.661(16.80)	0.874(22.2)
12	CW4201RS-2X6A2T	0.837(21.00)	1.039(26.4)
14	CW4201RS-2X7A2T	0.992(25.20)	1.205(30.6)
16	CW4201RS-2X8A2T	1.157(29.40)	1.370(34.8)
18	CW4201RS-2X9A2T	1.323(33.60)	1.535(39.0)
20	CW4201RS-2X10A2T	1.488(37.80)	1.701(43.2)
22	CW4201RS-2X11A2T	1.654(42.00)	1.866(47.4)
24	CW4201RS-2X12A2T	1.819(46.20)	2.031(51.6)