

# .098"(2.50mm) pitch single row headers

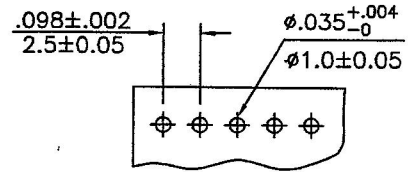


## CW325 Series

- \* Poles: 2-16
- \* Material: Insulator: NYLON UL 94V-2 White
- \* Contact: 0.64mm(.025") square pin, brass, tin plated
- \* Mates with CH325-XX series housing

### Specifications

- \* Current rating: 3A AC, DC
- \* Voltage rating: 250V AC, DC
- \* Temperature range: -25°C~+85°C
- \* Insulation resistance: 1,000MΩ min.
- \* Withstand voltage: 1,000 AC/minute
- \* Applicable PC board thickness: .063" (1.6mm)



P.C. Board Layout

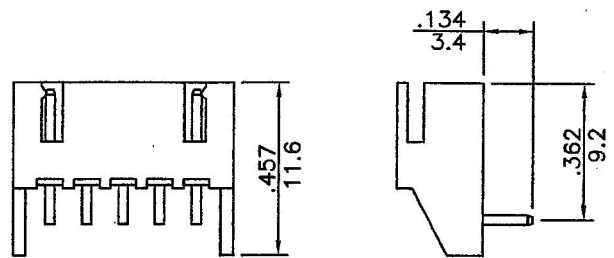
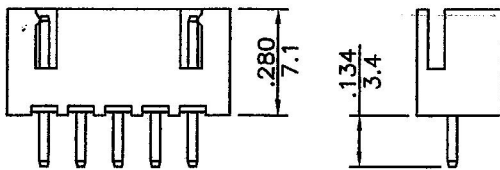
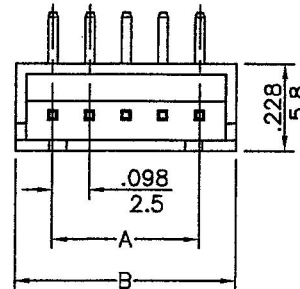
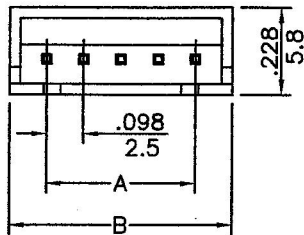
P/N: CW325S-XX

Straight Angle

P/N: CW325R-XX

Right Angle

inches  
mm



CIRCUITS	PART NO.	DIM."A"	DIM."B"	CIRCUITS	PART NO.	DIM."A"	DIM."B"
2	CW325X-02	0.098(2.50)	0.293(7.45)	10	CW325X-10	0.886(22.50)	1.081(27.45)
3	CW325X-03	0.197(5.00)	0.392(9.95)	11	CW325X-11	0.984(25.00)	1.179(29.95)
4	CW325X-04	0.295(7.50)	0.490(12.45)	12	CW325X-12	1.083(27.50)	1.278(32.45)
5	CW325X-05	0.394(10.00)	0.589(14.95)	13	CW325X-13	1.181(30.00)	1.376(34.95)
6	CW325X-06	0.492(12.50)	0.687(17.45)	14	CW325X-14	1.280(32.50)	1.474(37.45)
7	CW325X-07	0.591(15.00)	0.785(19.95)	15	CW325X-15	1.378(35.00)	1.573(39.95)
8	CW325X-08	0.689(17.50)	0.884(22.45)	16	CW325X-16	1.480(37.50)	1.671(42.45)
9	CW325X-09	0.787(20.00)	0.982(24.95)				